



© 2020 truewaykids.com



© 2020 truewaykids.com



© 2020 truewaykids.com




© 2020 truewaykids.com



© 2020 truewaykids.com



© 2020 truewaykids.com



© 2020 truewaykids.com



© 2020 truewaykids.com




© 2020 truewaykids.com



© 2020 truewaykids.com



© 2020 truewaykids.com




© 2020 truewaykids.com

Jesus' 12 disciples craft

Instructions:

- Colour in the fish
- If using the plain fish – write their names or use the name list of disciples to cut out & stick onto each fish
- Cut out the fish and Jesus crown
- Get some string or ribbon and attach it to the Jesus crown and fish (as shown in the picture)
- Once finished leave it to hang somewhere
- Take a pic of your work and share on our Fb group.



Other ideas:

Colour in the disciples and cut them out.

Use them as you read the Bible story. Perhaps re-tell the story using the disciples and some props from home.

Make sure to add Jesus!!! 😊

